

Exploring the Digital Music Instrument Trombosonic with Extreme Users and at a Participatory Performance

Oliver Hödl and Geraldine Fitzpatrick
Human Computer Interaction Group
Institute for Design and Assessment of Technology
Vienna University of Technology
oliver@igw.tuwien.ac.at, geraldine.fitzpatrick@tuwien.ac.at

Simon Holland
Music Computing Lab
Open University
Milton Keynes, England
simon.holland@open.ac.uk

Abstract—We introduce the “Trombosonic” as a new digital music instrument inspired by the slide trombone. An ultrasonic sensor combined with a red laser allows the performer to play the instrument using similar movements to playing a trombone to change the pitch, despite the absence of a physical slider, by moving one hand back and forth. Additional sensors enhance the potential for musical expression by movement of the whole interface and by using the breath. We identify and discuss a variety of design issues arising from the Trombosonic. Due to its compact size and the lack of a slider, the Trombosonic can be played in many different ways. In order to explore varied potential uses of the Trombosonic, we carried out a series of informal evaluations. These included experts in new musical instruments, an older user, a younger user, an interaction design expert, and the audience at an experimental concert with audience participation. Future work is also discussed. Further technical development might include a built-in microphone to use the human voice and an expansion of the synthesizer’s features.

Keywords—Sound and Music Computing, Interface for Musical Expression, Digital Music Instrument, Exploratory Evaluation, Performance Evaluation

I. INTRODUCTION

In this article we build on a recent study about the new digital music instrument “Trombosonic” [1]. New musical instruments, such as ours, are often equipped with sensor-technologies to allow many different ways of expression and interaction [2]. Apart from using them for musical purposes the application of such versatile interfaces can be manifold (e.g., [3], [4]) but remain as yet largely unexplored.

The main contribution of this paper is the presentation of the new digital music instrument Trombosonic and to discuss its potential uses, as derived from analysis of an exploratory evaluation as well as its use in a participatory performance.

The primary intention was a new digital music instrument inspired by the slide trombone. Hence, we started to design the interface under some self-defined constraints. Unlike many existing approaches, we did not augment a trombone (e.g., [5]) or used the instrument as an example for a digital music interface imitating the trombone’s look and feel to create an electronic slide trombone (e.g., [6]). For our development we rather took the technique for playing the trombone as a guiding principle only, to enable an embodied control of sound with a preferably simple and compact hand-held interface.

Our initial design considerations led to preconditions that



Figure 1: The final Trombosonic prototype

address sensor-technology and construction. To balance functionality and complexity of the interface and keep it as simple and cheap as possible, we decided to use only standard off-the-shelf low-cost hardware, such as an ultrasonic sensor, push buttons and an accelerometer, to mention some of the important ones. By doing so, we could keep the costs for hardware and material below 100 Euros in total and were still able to explore a range of different sensors within one device.

Throughout the design process, the basic intentions regarding appearance, functionality and materials changed significantly. We initially started with a paper-made tubular prototype to simulate a trombone. The final interface is shown in Fig. 1 and illustrates the visual difference to a traditional slide trombone (see Fig. 2). Most notable is the missing typical slide that characterises a trombone. Despite that, it is played like a trombone with slide motions by holding it in one hand, either left or right, and changing the pitch by moving the other hand back and forth. The name “Trombosonic” is the combination of the two words “trombone” and “sonic”.

However, during the development phase it turned out that the device might also be useful for other applications as a hand-held interface. Apart from its original purpose to serve as a musical instrument, an exploratory evaluation has shown its potential applicability in fields such as education, sonification, therapeutic prevention and rehabilitation. We use both, expert



Figure 2: The jazz trombonist Roman Sladek plays a traditional slide trombone (Photographer OhWeh)



Figure 3: Playing the Trombosonic, the red laser in the palm indicates the direction of the ultrasonic sensor

knowledge and the concept of using the experience of extreme users [7] to identify potential future applicability in music and non-music domains.

Furthermore, we conducted an evaluation during a live performance of the first author's band "Oliver Linus". The whole performance took place at a music festival in Vienna, Austria and was planned as a participatory performance for another study where the audience was included at certain parts of the show. The actual focus of that, from a musical perspective, is discussed in another publication [8] and not directly relevant or of interest here.

In the following, we start with the description of similar research and existing literature our project is built on. Then we go on to describe the design and the functionality of the Trombosonic. Finally, we present the exploratory evaluation that shows the potential applicability of our prototype.

II. RELATED WORK

In this paper we consider design issues, an exploratory evaluation, and potential wider classes of use. Consequently, the following brief review of related work considers work related to all three aspects of this paper.

Both researchers and artists have used the trombone for their work in many ways. Composers appreciate the trombone as "very adaptable system for capturing, suspending and altering shards of sound" using different electronic extensions to create new sounds and sample external sources [9]. Farrell augmented a trombone by using a minimal-hardware ultrasonic sensor for the slide, a modified mouthpiece and a loudspeaker in the trombone bell to change the original sound of the trombone for his electro-acoustic performances [5]. A very simple prototype using an optical sensor to detect the position of the slide was created by Lemouton et al. to realise a gestural interface for a traditional trombone [10].

Instead of augmenting existing instruments, Bromwich built a completely new instrument, the Metabone, using only the trombone's dynamics and characteristics [11]. Su et al. present an electronic trombone for the entertainment of children and a playful introduction in musical instruments [12]. The Double Slide Controller derives from the traditional trombone [6]. It looks different though and appears as a complex interface.

Unlike the presented examples that use the trombone as

a model or augment an existing instrument, we wanted to combine its most promising features within one simple and compact interface. Keeping in mind the trombone as original instrument and its possibility to create sound by a unique hand gesture, we also wanted to provide new features and embodied interaction that goes beyond the usual musical purposes.

Apart from designing, building and playing new musical instruments, their evaluation can shed light on improvement possibilities and the experience of musicians and audiences with these new developments. Especially in Human-Computer Interaction, researchers have tried different approaches to evaluate digital music instruments, such as Kiefer et al. [13] and Stowell et al. [14].

The evaluation of new musical instruments at an actual live performance, allows researchers to access the original opinion and experience of an audience. Usually, this consists of a certain number of people and the performances happen in an authentic, real-world setting (e.g., [15]).

Approaches to get feedback from the audience are manifold, for instance, by using technology (e.g., [16]) or ethnographic methods such as questionnaires (e.g., [17]). Research motivations for gathering audience feedback are not limited to purposes of evaluating new digital instruments. The use of audience feedback is also a key technique in technologically-mediated participatory performance.

In both cases, researchers have used new technology to measure emotional states of the spectators while new digital instruments were played live in front of them (e.g., [18]). Others focused on traditional forms of feedback such as measuring applause (e.g., [19]).

Beyond pure artistic and musical purposes, digital instruments have been approached from different angles. For instance, Robson [4] and Jordà [20] have shown the suitability of certain digital music instruments as playful, toy-like devices for non-specialists. Others investigated their applicability for therapeutic prevention and rehabilitation (e.g., [21], [22]). In the context of user-driven innovation, Holmquist [7] explored the value of extreme users in design evaluation.

All these approaches from pure digital instrument design, towards evaluation in a musical context such as participatory performances, and finally studies with non-expert users in other domains than music, form the basis of the studies we present

TABLE I: Overview of prototype development and evaluation phases

Phase	Description
Development	Interface Design (Section IV)
Development	Musical Expression (Section V)
Evaluation	Exploratory Evaluation (Section VI)
Evaluation	Evaluation at a Participatory Performance (Section VII)

in this article.

We proceed with the description of the design process and considerations that have been engaged with during the prototype development. Along with that, technical details about the Trombosonic are presented from an engineering perspective as well as from the perspective of sound creation.

III. RESEARCH APPROACH

This research was driven by the idea to develop an interactive interface for gestural control of sound. In particular, the interface should be a digital music instrument to explore different application possibilities in music and non-music domains.

We already had certain design considerations in mind at the beginning. Hence, we decided to follow a design-led research approach to develop the interface (the first author is both a musician and interaction designer). In the first step, we focused on the overall concept and the technical development of the interface (Section IV). The creation of sound capabilities came next to turn the interface into an actual instrument (Section V).

To explore the different application possibilities of the final prototype, the “Trombosonic” was evaluated in two consecutive phases. First, we did an exploratory evaluation with extreme users (Section VI); this was followed by improvements to the synthesizer based on insights from this user study. The second evaluation was conducted at a live concert to reflect on the audience’s experience (Section VII). Thus, we see this as a provocative prototype to help us explore a design space of possibilities for this type of new digital music instrument enabled by sensor-based technologies.

An overview of all phases including the prototype development and the evaluation is presented in Table I. All phases are described in detail in the following sections.

IV. INTERFACE DESIGN

A. Design Process

Throughout the design process, the basic intentions regarding appearance, functionality and materials changed significantly. We initially started with a paper-made tubular prototype to simulate a trombone. The original setting is documented in Fig. 4. To create a trombone-like hand-held interfaces, we used two interleaved paper tubes with an ultrasonic sensor at one end. The other end was left open similar to a mouth piece as known from wind instruments.

Right from the beginning we used an Arduino Duemilanove microprocessor [23] for sensor handling. To connect our prototype to a MIDI compliant synthesizer for sound testing purposes, we implemented a simple MIDI interface on the Arduino. Later, this wired MIDI interface was replaced by a wireless OSC interface to increase physical and technical operability.




Figure 4: The initial prototype development setting.

During some prototype test sessions, we figured out significant usability problems with the paper tube. In addition, most of the electronic parts were considered to be attached at the hand-held interface. However, this would have been a weight problem for the paper tube and an aesthetic disturbance due to the anticipated size of the Arduino, the battery pack and other required components. We thought about improving the tube prototype by using stronger material such as aluminium and attaching a small box for the electronics. In the end we decided to leave off the tube entirely which lead the design close to final prototype.

B. Final Prototype

The Trombosonic’s hand-held interface is purely electronic without any loose or moveable parts. It is held in one hand, either left or right, with a pinch grip. For data processing it uses an Arduino as described earlier in the design process. An attached RedFly WiFi-Shield [24] sends sensor data as OSC messages wirelessly to a computer running Max/MSP for sound synthesis in our particular case or any other OSC-compliant musical application.

The casing of the interface is cylindrical with rounded ends and made of polystyrene and wood (see Fig. 1 and Fig. 5). This keeps it lightweight but stable and handy. All electronic devices are bolt-on or glued. Additionally, four aluminium rods provide a good grip and they round out the overall appearance. Its total weight including batteries is 294 g (10.37 oz).

For powering the Arduino, a battery pack is included at the bottom of the interface which holds four standard AA batteries. The longest period of time that the Trombosonic was turned on for testing purposes was 130 minutes and no energy problems were observed during this time. An accurate test regarding energy consumption has not been done yet.

Both the compact design and the wireless network communication ensure free and easy movement during usage within the range of the arm and without being wired to the computer. The whole set of sensors and why they are specifically used to enable embodied musical expression, are described in detail in the following.

V. MUSICAL EXPRESSION

The Trombosonic’s primary intention is to serve as a musical instrument. Hence, it has several features that enable




Figure 5: Description of all features of the interface

TABLE II: Overview of features and functionality

Feature	Functionality
Four buttons	Tone on/off, set synthesizer param.
Ultrasonic sensor	Pitch/frequency control
Red laser pointer	Direction of the ultrasonic sensor
Accelerometer	Position/movement of the interface
Thermal resistor	Using the player's breath

expressive sound control, including (1) four push buttons and four LEDs, (2) an ultrasonic sensor, (3) a red laser pointer, (4) a thermal resistor, and (5) an accelerometer. For its use as a musical instrument the sensors and actuators are configured to work for particular musical purposes. All features are shown in Fig. 5 as they are located on the device and an overview with a short description is given in Table II.

A. Physical sound generation

Four push buttons, mounted on the top board, enable the control of the basic functions. They are ordered in a square and operated with the middle finger and the ring finger. This allows a good grip using the other two fingers while pushing the four buttons. For additional visual feedback each button is connected to an LED in a different colour, which flashes when the button is pushed. All combinations of how the buttons can be pushed and the corresponding functions are shown in Table III.

TABLE III: Summary of button functions

Buttons pushed at once	Functionality
1	Tone on/off
2	Set new frequency
3	Switch oscillator wave
4	Switch LFO waveform
1 + 2	Switch filter type
3 + 4	Laser on/off
1 + 2 + 3 + 4	Set thermal resistor value
other button combinations	not used yet

The Trombosonic uses a subtractive sound synthesis. The default frequency of the oscillator is 440 Hz. Button 1 turns on the sound, while button 2 allows the user to save and hold the actual frequency which changes continuously according to play. With this function, the player is able to explore the acoustic frequency spectrum endlessly or at least within the human acoustic range. Buttons 3 and 4 switch between waveforms of the oscillator and a Low Frequency Oscillator (LFO). Pushing buttons 1 and 2 or 3 and 4 together switches between filter types and turns on the laser. Pushing all buttons at once, resets the reference value of the thermal resistor. All functions are described later in detail.

B. Embodied expression

The design of Trombosonic enables a range of embodied expressions in play. The **ultrasonic sensor** [25] at the front enables the typical pitch control of the generated tone as known from the slide trombone. Unlike the traditional instrument the Trombosonic has no slider or handle. Instead, the **red laser pointer** (a disassembled off-the-shelf model for presentations) indicates the direction of the ultrasonic sensor for a better orientation of the pitch-steering hand as shown in Fig. 3. While moving it back and forth a red dot is projected on the palm. This realisation allows the player to play the instrument with two hands, comparable to a slide trombone which also makes it familiar to spectators in its embodied movements.

Because the ultrasonic waves can bounce off any object, the second hand is not mandatory, thus the Trombosonic can also be played with just one hand and interact with other objects. These objects may be items within the performer's environment, or the body itself. Whatever interface is pointed on, the distance is transformed into sound. Even spectators who are moving or waving hands can allow interactive sonification of both performer and audience. The laser pointer can also be turned off and on at any time during a performance to avoid dazzling the spectators.

Another embodied sound control is realised with an **accelerometer** [26] that measures the interface's movement in three dimensions. The actual synthesizer implementation uses two of them. The device can be turned around the longest axis (the one the red laser points to) and up- and downwards to control frequencies of the LFO and the filter.

Given that the trombone, the source of our inspiration, is a wind instrument, we also included a mouth piece in our interface. Unlike the slide trombone, it is for additional expression only and not the origin of the tone. For reasons of simplicity we did not use a complex breath analyser [5], [6] but a simple **thermal resistor** [27] to recognise the player's breath. During the design process we used this value to intensify different parameters of the synthesizer, such as the bandwidth of the frequency filter. However, with the actual prototype, the breath control gives the volume a boost as this seems to be comparable with a traditional wind instrument.

C. Sound synthesis

For our applications, the Trombosonic uses Max/MSP as control and sound generation unit. The full patch in presentation mode is shown in Fig. 6. Usually, during playing the instrument, the whole patch is controlled remotely with the wireless interface and receives nine different sensor-values (see Table II). These values are received and visualised in the sub-patch "Trombosonic interface" as shown in the green area of Fig. 6 on the left.

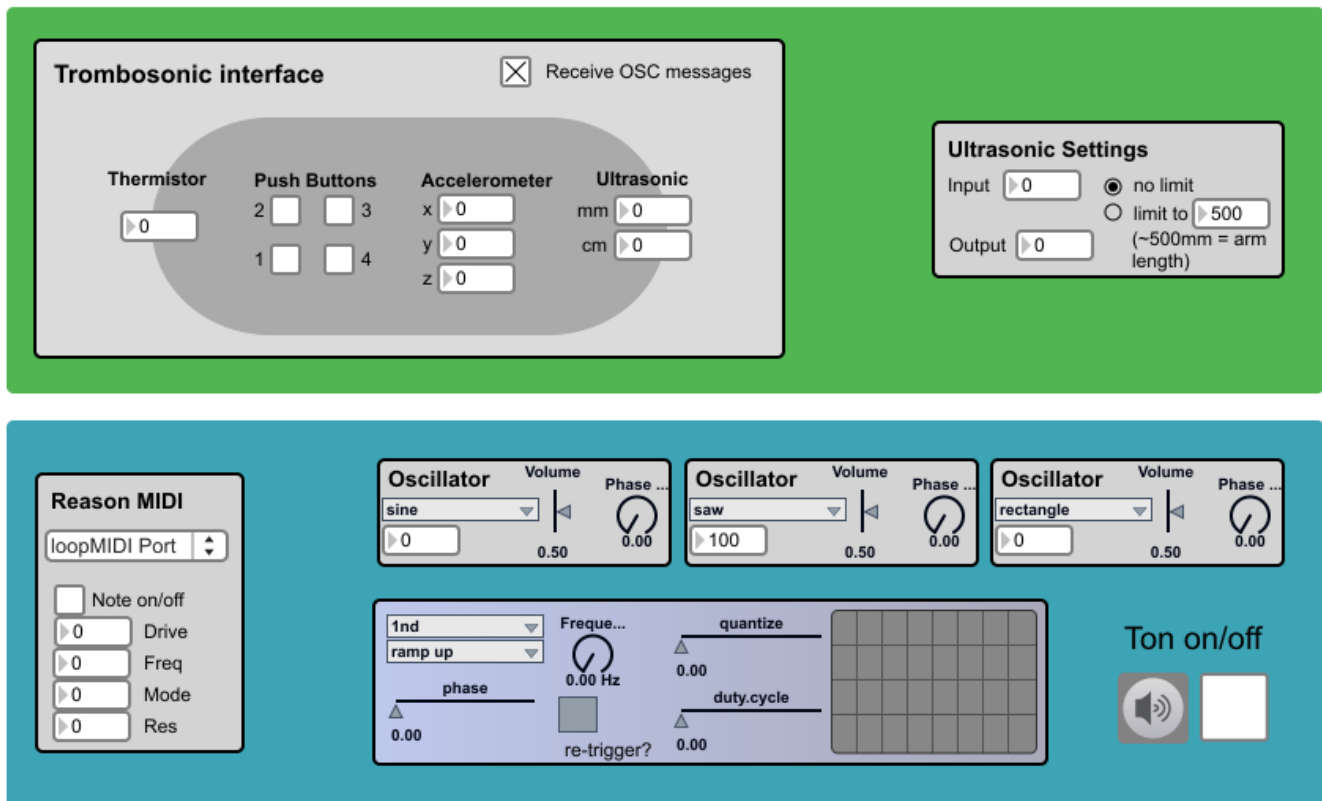


Figure 6: The interface for the Trombosonic sound synthesis as Max/MSP patches in presentation mode

Another sub-patch, “Ultrasonic Settings”, allows the player to switch between two modes: (1) no limit or (2) limit to certain distance. If no limit is set, the ultrasonic sensor is capable of measuring a distance of about 4 m. This mode is necessary, if the Trombosonic is played without the second hand. Otherwise it can be limited to the arm length of about 50 cm.

To generate a sound, the player has two opportunities, which are located in the blue area: either to use the built in synthesizer or use the external synthesizer. The internal synthesizer uses subtractive sound synthesis and its sub-patches are located in the lower right of Fig. 6. The player can choose among simple waveforms of three oscillators which are attenuated by ADSR (Attack Decay Sustain Release) envelopes, an LFO and filter effects. Certain parameters can be controlled in real-time with the Trombosonic’s hand-held interface.

For this prototype we focused mainly on the interface and minimised the synthesizer’s features. Hence, the sound reminds one a little of old synthesizers. Furthermore, there is no special musical training or knowledge needed to play the Trombosonic and to explore its features.

The second option for sound generation is an external synthesizer. In our case, the patch is prepared to be used with Propellerhead’s Reason [28] through internal MIDI which is realized by the sub-patch in the lower left of Fig. 6. In our particular setting, the note on/off and four parameters can be controlled remotely with the Trombosonic’s hand-held interface.

After the detailed description of the Trombosonic’s functionality and its possibilities for musical expression, we pro-

ceed with the presentation of the exploratory evaluation.

VI. EXPLORATORY EVALUATION

We did an informal evaluation of the Trombosonic as a musical instrument and explored the potential applicability of our prototype in different fields. For this purpose we asked experts at a competition for new musical instruments and a researcher in game and interaction design.

Additionally we build on knowledge from existing literature about the value of extreme users [7]. The positive impact of music and the suitability of musical instruments in various non-music domains have already been shown. For instance they can be used as playful, toy-like devices for non-specialists (e.g., [4], [20]) or for therapeutic prevention and rehabilitation (e.g., [21], [22]). This inspired us not only to use expert knowledge to evaluate the Trombosonic but also to give it away to people with different abilities and ages such as a 92-year-old woman and a 13-year-old boy. We considered them as untypical users for new musical interfaces and expected them to help to explore the Trombosonic’s potential beyond performances.

Everyone participating in the exploratory evaluation was not involved in the project before and saw the device for the first time. After a short introduction they were allowed to play the interface freely. Afterwards they were asked to tell us about their experience. In addition, we took photographs of their explorations and took notes of their comments. All subjects started to play the Trombosonic with its general sonic and gestural features we described in Section V. With each of them we spent about 30-45 minutes for exploration and talked with

them about their experience. For some we slightly changed single features tailored to their anticipated interests and needs, as will be described below.

A. New interface for musical expression - expert evaluation

To hand out the Trombosonic to a musician is the most obvious test for a musical instrument. We did so in early spring 2013 for a performance in Vienna where the Trombosonic was used as special instrument for a certain part of a show. The artist used it as a solo instrument during one song.

However, to “fit” better with the other unusual users and to get the most interesting and diverse results, we did something different. We applied for the annual Margaret Guthman Musical Instrument Competition [29], which is considered one of the largest competitions for new musical instruments. The Trombosonic was chosen out of more than 70 submissions to take part in a performance as one of 17 semifinalists which means an acceptance rate of lower than 25%. The successful submission to this highly competitive and renowned competition proves that the Trombosonic is already well-regarded as a new musical instrument. The actual performance took place in Atlanta, USA, in April 2013. We took advantage of this event to get the official feedback of the expert jury as well as the opinion of other participants and audience members when presenting it as a new musical instrument.

The performance at the competition was successful and two pieces were presented: One original electro-acoustic composition and one rather mainstream oriented piece accompanied by pre-recorded playback. People in the audience as well as the jury enjoyed the presentation of the many different features and how the Trombosonic was played in a trombone-like manner during the first piece. The second piece was called “Trombopolka” and was intended to be a tribute to the original instrument, the slide trombone. The Polka is a popular genre of folk music. Some audience members explicitly stated after the performance how they liked the combination of traditional music and the new musical instrument.

The experts mainly criticized deficiencies in the sound synthesis and some spectators missed the acoustic traceability of the breath sensor. One suggestion from another musician was to integrate a microphone for additional sound creation using the human voice. Two other performers pointed out the compact and wireless design, which makes it easy for embodied performances as they anticipated.

In summary, the performance at the musical instrument competition confirms the potential of the Trombosonic as a new interface for musical expression and various comments from new musical instrument experts suggest the direction of future revisions and improvements.

B. Physical training for older adults

We then gave the Trombosonic to a 92-year-old woman who is a relative of one of our project members. She was willing to help us for the evaluation during a visit at her own house. She has full mental abilities apart from some forgetfulness from time to time, as she confessed herself. She is still able to walk without a cane in her home. She told us, she uses a walking stick only outside as a precaution and especially during the winter season. However, according to her own description her movement abilities are getting worse and her visibility is already in a bad condition. Asked for her musical knowledge she said, she had learned to play the piano a long time ago and loved to play music and to sing. Now she



Figure 7: A 92-year-old woman playing the Trombosonic: First impression (left), standing to operate it “in another way” (right)

is unable to play any more since she cannot see the keys and the score.

We did not present the Trombosonic as a music instrument to her. According to what literature suggests in relation to physical activity and elderly people [30] we rather said it was an acoustic training device. Addressing her own musical experience, we changed the original electronic sound with a piano synthesizer to make it sound more familiar to her. After an explanation of the buttons and some possibilities to make sound, she started to handle it by herself.

Conversation with her and our own observation have shown that the originally intended way to play the Trombosonic with two hands was not very convenient for her. What was notable though, was her behaviour changing her hands holding the device alternately in both hands and finally she even stood up to operate it “in another way” as she noted (see Fig. 7, right). She said she tried to find a good way to hold it and at the same time preventing her arms from getting tired when moving the device by changing hands. Unlike all other participants of the exploratory evaluation, she was the only one considering tiring issues during playing the instrument. This might be important when using the Trombosonic for older adults or rehabilitation.

It appeared to us that she mainly concentrated on the device itself instead of producing particular sounds. However, at the end of our session she summarized her experience: “I really enjoyed making it sound like a piano doing moves I am usually not used to do. Though I do not know how it works and why it sounded like a piano” (Translated from German).

Overall, we identified a certain interest in the Trombosonic and her different ways to handle it. Following Rolland et al. who illustrate that “regular physical activity is a key component of successful aging” [30] and Bruhn and Schröter who discuss the positive impact of making music in old age, we propose the Trombosonic as a potential device for elderly people. It might be a good way to combine physical and musical activity.

C. Playful interface for children

When talking about musical play and young children, Tarnowski explains “functional musical play might include exploring vocal, instrumental, and environmental sounds as



Figure 8: A boy aged thirteen explores the Trombosonic's features



Figure 9: Playing the Trombosonic as a one-handed instrument to acoustically explore a shelf

well as the way in which these sounds are made" [31]. This motivated us to give the Trombosonic to a young boy aged thirteen (Fig. 8), who was visiting our lab for a trial internship. He has no instrumental training but considers himself a very interested listener to music, which is also indicated by the big headphones he wears around his neck all the time. Additionally, he started to make music with his computer a little while ago, experimenting with a software-synthesizer.

Similar to the older adult, we explained the basic functionality of the Trombosonic to him and how to handle it. When he started playing we observed, most different to all other evaluation participants, that he really seemed to focus on the music. We also noticed that he played the Trombosonic mostly in its originally intended way using two hands. However, once he started to roll the interface with one hand on the table to create a smooth wave-like sound using the accelerometer. He was the only one who used the movement features of the interface in this physical way together with other objects such as the table.

In all, the young boy carefully analysed the different features and ways to play the Trombosonic throughout his whole session. Following his own words "it was a lot of fun" and he would like to control his own sounds with the interface. We propose the Trombosonic as a suitable instrument for letting young people playfully explore music without being able to play a traditional instrument.

D. Sonification and people with disabilities

Finally, we asked a researcher with expertise in interaction design within our lab to tell us about his experience with the Trombosonic. After an initial explanation of the basic functionality we let him explore the device. It was significant that he started to use it as a one-handed device despite our initial advice to play it in a trombone-like manner. Following his own "intuition" (as he defined it by himself) he started to walk around the room using the Trombosonic as a sonification device. He started to explore the environment acoustically while pointing the device onto different walls and surfaces (Fig. 9).

Furthermore, he turned the device around pointing the ultrasonic sensor towards his own body. This way to play the Trombosonic is illustrated in Fig. 10. Moving it back and




Figure 10: Playing the Trombosonic as a one-handed instrument towards the own body

forth he started explaining: "Look, now it is a one-handed instrument. I can play a trombone without my second hand" (Translated from German). During his test he complained about the lack of clear feedback when using the buttons to control the synthesizer. Since he was not familiar with the synthesizer's options this was really a problem when trying to intentionally switch between wave forms and filters as he said.

The trial with the interaction designer suggests some usability improvements for a more intuitive handling. Furthermore, it might be worth considering the Trombosonic as a one-handed musical instrument keeping in mind that "thousands of people with disabilities in the UK, and millions across the world, are excluded from music making" [32]. The Trombosonic could be such an instrument to enable those people and people with restricted mobility in general to gain a trombone-like musical experience. It could also have potential for people with visual impairment as a way to playfully explore their physical environment.

E. Discussion

The exploratory evaluation was not meant to be comprehensive but to complement the main contribution of this paper, the presentation of a new musical instrument. It gave us a differentiated impression of how people play the Trombosonic from the perspectives of both experts (in new musical instruments and in interaction design) and extreme users (very old, young). Their considered feedback, as well as their unanticipated uses, pointed to potential applicability that might be worth considering and gave some initial directions for future development.

Overall, people tried various different ways to handle the interface, such as using one-hand only or both hands and while standing, sitting or moving around. The actual usage to produce sound was ranging from playing music following scores in a traditional way to acoustically explore the environment.

The approach of using an exploratory evaluation when testing new musical instruments turned out to be qualified. It was inspiring to use expert knowledge as well as to see unexpected behaviour of unusual users. We argue that our assumption to widen the range for non-obvious applications by doing an exploratory evaluation was verified. At least for the initial of a new musical instrument and a new interaction device this opened a set of unpredictable possibilities for improvements and new directions to focus on for future development.

Compared to the initial described approaches which augment traditional trombones or create new interfaces on the basis of the original instrument, our strategy to create a compact device has its advantages as the exploratory evaluation has shown. Despite its different appearance, people considered the Trombosonic to be a trombone-like instrument. At least when it is played as intended which happened during the instrument competition in our particular case. Analogously, people tend to play with the interface in unusual ways and they explore its features as soon as they do not think of it as a trombone-like instrument such as the interaction designer and the older adult.

Thus, designing a new musical instrument under certain constraints and evaluate the prototype in an exploratory manner brought the anticipated insights in unexpected and unpredictable user behaviour. The combination of experts and extreme users helped to go beyond the usual applicability of this musical interface in fields such as healthcare and education.

VII. EVALUATION AT A PARTICIPATORY PERFORMANCE

Guided by the results of the exploratory evaluation, we improved the quality of the sound capabilities and conducted a more focused, music-oriented evaluation to explore the experience of the audience who attends a Trombosonic performance. This study did not fully work out as intended as we will describe later. However, there was still enough data to draw out directions for future in-depth studies.

We used a public live concert of the first author's band "Oliver Linus" at the festival "Wiener Musik-Experimente" (Viennese Music-Experiments) on 6th February 2014 in Vienna, Austria. This was a good opportunity for us from a conceptual point of view in particular, because the main idea behind this event was to interlink mainstream and experimental approaches in live music in various different ways.

Moreover, the band already planned to do a participatory performance for other research purposes at this concert. The

intention was to let the audience influence certain sound effects in real-time during the performance of one piece by using a big balloon. This was a central element of the whole show. The results of that particular study are discussed elsewhere [8].

The main motivation for the Trombosonic part of the performance was to look more deeply at the potential of the Trombosonic as a music instrument and to get insight into the audience's experience and opinion about it. To not interfere with the other study and overwhelm the audience, we decided to change two things significantly. First, the Trombosonic performance should be a solo without the band. Second, since the audience participation of the other study was in real-time during the show, the Trombosonic performance should contain asynchronous participation immediately after the concert in the form of active experience collection among the audience.

The whole performance of the band "Oliver Linus" took about 30 minutes. From a conceptual point of view and the first author's performance perspective, the show was in three parts: (1) Two solo pieces with the Trombosonic, (2) two regular songs with the band, and (3) two songs including the audience for real-time participation. A visual impression of the setting is documented from three perspectives in Fig. 11. The whole Trombosonic performance including two pieces is available online as a video [33].

The reason for choosing two songs for the Trombosonic performance was on purpose. The first one was the electro-acoustic piece "From Peak to Sine" and the second one was called "The night the stars fell asleep" which can be considered as popular music. Both songs were instrumental and the second one had an accompanying playback. This setting should give us the chance to gather the experience of the audience with the Trombosonic using the example of two very different songs.

The original idea was to let the audience participate asynchronously and decide right after the show which of the two Trombosonic songs should be played again as an encore. By doing so, we wanted to get the preference of the audience regarding to the two very different Trombosonic songs. We thought about using applause and cheering as an instant measurement similar to other studies (e.g., [19]). Finally, this did not work out at all for organisational reasons mainly. The whole festival was far behind the time schedule and so there was simply not enough time for another song and the decision making process of asking the audience again to applause and cheer for the two songs. Unfortunately, we were also not prepared to do the measurement with technical means right after the songs' performance.

However, there was still another chance to gather data about the Trombosonic performance. This data was collected with the help of a short questionnaire for evaluation right after the show during the preparation of the stage for the next band. The questionnaire itself and its results are presented in the following.

A. The After-Concert Questionnaire

After the concert, 32 out of approximately 80 spectators were randomly selected and asked 10 questions about their experience during the show of the band "Oliver Linus". The main purpose of this questionnaire was the real-time participation of the audience for another study [8] as already mentioned. Hence, most of the questions were aimed towards the experience during the interaction with the balloon. Nevertheless,



Figure 11: Three perspectives of the performance at the music festival “Wiener Musik-Experimente”: The performer playing the Trombosonic “against the wall” (top), the audience watching the performance (middle), and the view from the back towards the stage (bottom)

three questions were targeting the whole show¹:

- 1) Describe your impression with one or two words?
- 2) What did you like best?
- 3) What did you dislike?

We consider these general questions as partly relevant for the Trombosonic as some participants mentioned it explicitly in their answers. For the analysis we coded all contents of the relevant three questions thematically.

All answers of the first question, which are basically only single words, were categorized as either *positive*, *neutral* or *negative*. The number of words per participant varied from 0 to 3. This resulted in a total number of 39 words that describe e.g., a feeling, an opinion, or an experience. The choice whether a word was rated as positive, neutral or negative might be ambiguous. No word was coded twice and all words

¹All contents related to the questionnaire were translated from German to English

which were considered as not clearly positive or negative were counted as neutral. The summary of this analysis is presented in Table IV.

TABLE IV: Summary of the thematic analysis of question 1

Code	Number of words	Examples
Positive	18	atmospheric, rousing, funny, super, inspiring
Neutral	15	interesting, different, technical, electric
Negative	6	confusing, nervous, unpleasant, tedious

In the second and third relevant question, people had to say what they like best and dislike. Here, the Trombosonic in particular was mentioned twice and once the overall performance experience was commented. Since the only electronic piece was one played with the Trombosonic, we considered these statements to be relevant here as well. The selected answers according to the questions are listed in Table V in the original language (German) and the English translation.

TABLE V: Summary of the answers to questions 2 and 3 that are relevant for the Trombosonic

English translation	German original
Q: What did you like best?	
Trombosonic was cool, singing	Trombosonic war cool, Gesang
Trombosonic, Music (not electronic)	Trombosonic, Musik (nicht elektronisch)
Was funny, interesting overall exp.	War lustig, interessantes Gesamterlebnis
Q: What did you dislike?	
first Trombosonic song	erste Trombosonic Lied
electronic music	elektronische Musik

B. Discussion

The evaluation of the Trombosonic at a participatory live performance by doing a short survey right after the concert, has raised some indications that could be considered for further investigation in future studies.

When asked for single words to describe the experience of the performance, the majority of all statements (33 out of 39) were positive or neutral. Some were more general such as *funny* or *super* but others gave descriptions such as *atmospheric*, *rousing* or even *inspiring*. Spectators who had negative experiences found the performance *confusing*, *nervous* or *tedious*. Even one spectator rated the show as *unpleasant*.

However, none of these experiences really addresses aesthetic or music issues. Apart from *atmospheric* and maybe *electric*, all statements indicate a certain experience associated with a feeling.

This was different when the spectators were asked about what they liked or disliked. Here in four of all five statements, where the Trombosonic was mentioned, participants talked about music-relevant issues. Notable in this case was that two people talked about the *electronic music* in a negative context. One even said “Trombosonic, Music (*not electronic*)” when asked about the positive experience. This indicates, that the instrument itself is perceived separately from the music.

This can be interpreted differently. If anticipated that spectators “accept” or even “like” a new digital music instrument

in principle, there is still the question of “how it is played” and “what is played” which makes the overall experience. In our particular study, we performed two totally different kinds of music. One pure electro-acoustic piece with a simple synthesizer and one popular-music oriented piece with a full arrangement. At this point we can only anticipate that the people preferred the second piece for aesthetic reasons while they found the whole instrument *interesting, funny* and *inspiring*.

After presenting the two evaluation studies, one explorative with extreme users and one at a concert with a participatory performance, we proceed with the conclusion of these insights.

VIII. CONCLUSION

The Trombosonic is a new instrument for musical expression that derives from the slide trombone. However, it does not imitate the slide trombone either visually or acoustically, rather the principles of this wind instrument serve as a design inspiration for the interactive gestures.

Push buttons, an ultrasonic sensor and a red laser allow an embodied playing of the instrument similar to the slide trombone changing the pitch with one hand moving back and forth. Compared to a traditional slide trombone, the whole instrument’s size is much smaller and the slider is completely missing. Furthermore, an accelerometer and a thermal resistor enable an additional embodied expression. Moving the whole interface enhances the musical possibilities compared to the traditional instrument, while the use of the player’s breath retains a typical feature of wind instruments.

Along with presenting the Trombosonic as a new interface for musical expression we did an exploratory evaluation looking for its potential as a musical instrument as well as in other fields. Hence, we successfully submitted a performance proposal to an international competition for new musical instruments and gave the instrument to a 92-year-old woman, a 13-year-old boy and a researcher in game and interaction design. This let us identify different issues and unexpected aspects to keep in mind for future improvements. All cases also indicate the Trombosonic’s suitability for various musical purposes as well as non-music applications.

In addition to the exploratory evaluation we conducted a typical music-related evaluation for new instruments at a live performance. This was conceptualized as a participatory performance including the audience. After the concert randomly selected spectators were asked with the help of a short questionnaire about their experience. Their statements are not enough evidence to draw definite conclusions but they indicate a certain connection in relation to the perception and experience of a new digital music instrument. We assume a dependency between the overall concept of a new instrument, the way it is played and for what kind of music it is used. Furthermore, in a participatory performance, which has certainly new elements for an audience per se, as it was in our study, it is even more important that the balance between new concepts, new technology and new music is considered for the sake of the audience’s overall experience.

IX. FUTURE DIRECTIONS

For advanced prototypes of the Trombosonic we plan to integrate a microphone for additional sound creation using the human voice. Furthermore, the synthesizer needs some revision regarding the sound and better mapping of sensor values to single parameters, along with a more intuitive button control. Beyond technical improvement addressing mainly musical

features, the evaluation suggests to adapt and use the interface in other domains. It could be used as training device for elderly people addressing physical and musical health-relevant activity or it could let children intuitively explore sound generation without being trained to play a traditional music instrument.

The field studies, and in particular the evaluation at the participatory performance, have shown the potential of such settings. Future studies might include a more substantial methodology and a focused approach when asking spectators about their experience with a new music instrument. The concept of using very different sorts of music with the same new instrument and the same audience seems promising and could be adapted for an in-depth study about new digital music instruments in relation to experience, opinion, and aesthetics.

REFERENCES

- [1] O. Hödl and G. Fitzpatrick, “Trombosonic: Designing and Exploring a New Interface for Musical Expression in Music and Non-Music Domains,” in The Seventh International Conference on Advances in Computer-Human Interactions, 2014, pp. 54–59.
- [2] C. Dobrian and D. Koppelman, “The ‘E’ in NIME: Musical Expression with New Computer Interfaces,” in Proceedings of New Interfaces for Musical Expression, 2006, pp. 277–282.
- [3] C. Pacchetti and F. Mancini, “Active music therapy in Parkinson’s disease: an integrative method for motor and emotional rehabilitation,” vol. 393, 2000, pp. 386–393.
- [4] D. Robson, “Play!: Sound toys for non-musicians,” *Computer Music Journal*, vol. 26, no. 3, 2002, pp. 50–61.
- [5] N. Farwell, “Adapting the trombone: a suite of electro-acoustic interventions for the piece Rouse,” in Proceedings of New Interfaces for Musical Expression, 2006, pp. 358–363.
- [6] T. Henriques, “Double Slide Controller,” in Proceedings of New Interfaces for Musical Expression, 2009, pp. 260–261.
- [7] L. Holmquist, “User-driven innovation in the future applications lab,” Extended abstracts of the 2004 conference on Human factors and computing systems - CHI ’04, 2004, pp. 1091–1092.
- [8] O. Hödl, G. Fitzpatrick, and S. Holland, “Experimente: Considerations for Composing a Rock Song for Interactive Audience Participation,” in Proceedings of ICMC, 2014.
- [9] N. Collins, “Low Brass: The Evolution of Trombone-Propelled Electronics,” *Leonardo Music Journal*, vol. 1, no. 1, 1991, pp. 41–44.
- [10] S. Lemouton, M. Stroppa, and B. Sluchin, “Using the augmented trombone in I will not kiss your f.ing flag,” in Proceedings of New Interfaces for Musical Expression, 2006, pp. 304–307.
- [11] M. A. Bromwich, “The Metabone: An interactive sensory control mechanism for virtuoso trombone,” in Proceedings of International Computer Music Conference, 1997, pp. 2–4.
- [12] M. Su, W. Lee, and S. Chen, “Electronic trombone: an interactive tool to promote musical learning and performance creativity,” in Proceedings of the 10th International Conference on Virtual Reality Continuum and Its Applications in Industry, 2011, pp. 585–588.
- [13] C. Kiefer, N. Collins, and G. Fitzpatrick, “HCI methodology for evaluating musical controllers: A case study,” in Proc. of NIME, 2008.
- [14] D. Stowell, A. Robertson, N. Bryan-Kinns, and M. Plumbley, “Evaluation of live humancomputer music-making: Quantitative and qualitative approaches,” *International Journal of Human-Computer Studies*, vol. 67, no. 11, Nov. 2009, pp. 960–975.
- [15] E. W. Pedersen and K. Hornbæk, “mixiTUI: A Tangible Sequencer for Electronic Live Performances,” in Proceedings of the 3rd International Conference on Tangible and Embedded Interaction - TEI ’09. ACM Press, 2009.
- [16] G. Kaiser, G. Ekblad, and L. Broling, “Audience Participation in a Dance-Club Context: Design of a System For Collaborative Creation of Visuals,” in Proceedings of Nordes, 2007.
- [17] S. Thompson, “Audience responses to a live orchestral concert,” *Musicae Scientiae*, vol. 10, no. 2, Sep. 2006, pp. 215–244.

- [18] R. Knapp, J. Jaimovich, and N. Coghlan, "Measurement of motion and emotion during musical performance," in *Affective Computing and Intelligent Interaction and Workshops*, 2009. ACII 2009. 3rd International Conference on. IEEE, 2009, pp. 1–5.
- [19] L. Barkhuus, "Engaging the crowd: studies of audience-performer interaction," *CHI '08 Extended Abstracts on Human Factors in Computing Systems*, 2008, pp. 2925–2930.
- [20] S. Jordà, "Digital Instruments and Players: Part I Efficiency and Apprenticeship," in *Proceedings of New Interfaces for Musical Expression*, 2004, pp. 59–63.
- [21] C. Plahl, "Musiktherapie - Praxisfelder und Vorgehensweisen," in *Musikpsychologie. Enzyklopädie*, Rowohlt, 2009, pp. 630–652.
- [22] M. E. Clark, A. W. Lipe, and M. Bilbrey, "Use of music to decrease aggressive behaviors in people with dementia." *Journal of gerontological nursing*, vol. 24, no. 7, Jul. 1998, pp. 10–17.
- [23] Arduino. [Online]. Available: <http://www.arduino.cc> (last access 2. Sept. 2014)
- [24] RedFly WiFi-Shield. [Online]. Available: <http://www.watterott.com/de/Arduino-RedFly-Shield> (last access 2. Sept. 2014)
- [25] Ultrasonic sensor. [Online]. Available: <http://www.watterott.com/en/Parallax-PING-Ultrasonic-Sensor-28015> (last access 2. Sept. 2014)
- [26] Accelerometer ADXL335. [Online]. Available: <http://www.watterott.com/en/Breakout-Board-ADXL335> (last access 2. Sept. 2014)
- [27] Thermal resistor. [Online]. Available: <https://www.sparkfun.com/products/250> (last access 2. Sept. 2014)
- [28] Reason. [Online]. Available: <https://www.propellerheads.se/products/reason/> (last access 2. Sept. 2014)
- [29] Margaret Guthman Musical Instrument Competition. [Online]. Available: <http://www.gtcmt.gatech.edu/guthman2013> (last access 2. Sept. 2014)
- [30] Y. Rolland, G. Abellan van Kan, and B. Vellas, "Physical activity and Alzheimer's disease: from prevention to therapeutic perspectives." *Journal of the American Medical Directors Association*, vol. 9, no. 6, Jul. 2008, pp. 390–405.
- [31] S. M. Tarnowski, "Musical Play and Young Children," *Music Educators Journal*, vol. 86, no. 1, 1999, pp. 26–29.
- [32] The One-Handed Musical Instrument Trust. [Online]. Available: <http://www.ohmi.org.uk> (last access 2. Sept. 2014)
- [33] Trombonist Performance at the festival Wiener Musik-Experimente. [Online]. Available: <https://www.youtube.com/watch?v=wm48g4xL8QQ> (last access 2. Sept. 2014)